

**ONE PIECE
FRAME,
NO WELDS,
NO DOOR
HINGE,**

**"UNIFRAME"
I620 PREMIUM
LOCKERS**



Most lockers are built with a 20 gauge door and 24 gauge body. Unilocker offers a heavy duty construction of 16 gauge door and 20 gauge body. Lockers often fail due to dents, broken welds and defective hinges. We have removed the problems found in lockers over time, with a new design that has eliminated failure after years of use. Our unique "Uniframe" construction provides a **one piece frame, no welds and no door hinge.**





Double Tier – Bank of 3 c/w Finished End Panel



Single Tier – Bank of 3 c/w 4" Recessed Base



Uniframe Construction

The 16 gauge locker frame is made from a single sheet of steel, punched, formed and pressed into a finished solid frame. No welds. This frame has a **lifetime warranty**.



No Door Hinge


Unilocker uses an integral hinge fastened together with a steel pin. No extra fabricated metal piece is required and it is proven to last! This hinge has a **lifetime warranty**.



Life-cycle Costing

Once you compare standard lockers to Unilocker's "uniframe" premium lockers, you'll soon realize that with **life-cycle costing** that our lockers prove to be much more economical!

One Piece Frame



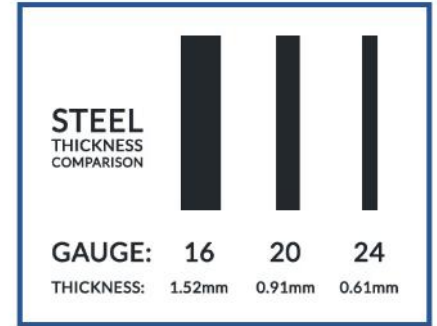
Unilocker has a unique "Uniframe" construction. The 16 gauge locker frame is made from a single sheet of steel, punched, formed and pressed into a finished solid frame. No welds. This frame has a lifetime warranty.

Integral Door Hinge



The Unilocker premium locker is constructed with no extra metal piece for a door hinge. Instead the base and panel each have a hinge component connected with a steel pin. This minimizes wear and tear as our lockers have an integral door hinge.

More Steel



Unilocker premium lockers use on average **30% more steel** than standard lockers. Our doors are constructed using a stronger 16 gauge steel vs. standard 20 gauge lockers. Our locker bodies use 20 gauge steel vs. standard 24 gauge lockers.

Locker Body



All backs, sides are standard 20 gauge prepainted steel. Top bottoms are made from 20 gauge steel (16 Gauge optional), fitted into the Unilocker frame at front and riveted to back.

Models Available



Unilocker frame has 6 integral hinges. This allows for single tier, double tier, triple tier and 6 tier. All from the same solid one piece 16 gauge frame. Lockers are 12" wide 72" high 15" or 18" deep. Padlock, key locks or built-in combination locks available.

Accessories



End lockers are made with a 16 gauge end side and back panel which acts as an end panel, riveted to the end locker, and painted to match the frame colour. Easy to replace where damage or vandalism occurs. Sloping tops, bases and filler trims also available.

Pocket and Door Pull



The door pull is made from the 16 gauge skin of the door, pressed to a finished door handle with rolled edge. No welds or fasteners used. The pocket is stainless steel - inset into the door skin.

Unilocker Colours

Additional colours are available on request. Please submit colour sample or colour specification and we will provide a sample colour for approval. Colours may vary from samples shown below.



Sterling Gray

U7035


Quick Ship



Dolphin Gray

U7040

Stock



Charcoal Gray

U7012

Quick Ship



Mercury Blue

U459-20


Standard



Sandy Beige

U00CB1

Standard



Anodized Silver

U4799

Premium

Unilocker Extras



Strong 4" 16 gauge metal bases.



Attractive 4" slope top sections.



Durable 20 gauge end panels.

Other Options:

- Trims and fillers as required
- All lockers are available knock down or assembled

Unilocker Sizes

Standard 18" Depth
12" Width
18" Depth
72" Height
<i>Standard</i>

12" Depth
12" Width
12" Depth
72" Height
<i>Special Order</i>

15" Depth
12" Width
15" Depth
72" Height
<i>Special Order</i>

21" Depth
12" Width
21" Depth
72" Height
<i>Special Order</i>

Unilocker Number Plates



Black on Silver



White on Black

1-4 numbers per plate

Rivets included

Clearly state the start number and finish number when ordering.

Unilocker Stock/Inventory

In need of a rush order? **We can help!** We have the following options for our Unilocker 1620 lockers. When you order, please let us know your timeline.

Stock Lockers

Quick ship lockers

Assembled locker inventory